



# **Market Turkey SAE**

## **How to Add Hours in your SAE Project**








# Under the “Journal” Tab, click on “Time in your SAE”



### Edit/Review Entries

-  Experience Manager (SAE)
-  Review your Journal entries
-  Student Portfolio

### Add New Journal Entry

-  Time in your SAE
-  Career Preparation/Foundational Activities
-  FFA (Camps, Competitions, Award, Offices, Committees)
-  Community Service Activities
-  Classroom (General Learning)

### Chapter Toolbox

-  Manage your Chapter's Strategic Plan and POA (read-only)
-  Chapter Meeting Manager (read-only)

# Input the date, Project, Skills, Time, Description of what you did, and Supervision (Either Rodriguez or Flory Guerra)

## Add/Edit Journal Entry

Date:	<input type="text" value="2/27/2026"/>
Project:	<input type="text" value="Market Turkey"/>
Skill Areas:	<input type="button" value="+ Add/Explore Skill Areas"/> <input type="text" value="AS.02.01"/> Demonstrate m... techniques that ensure animal welfare.
Time:	Hours <input type="text" value="1"/> + Minutes <input type="text"/>
Description of Activity: <a href="#">Check Spelling</a>	<div style="border: 1px solid black; padding: 5px;">Cleared small animal unit to prepare for arrival of turkeys. Made sure everything was clean and safe.</div>
Pictures: (optional, up to 5)	<input type="text"/> <input type="button" value="Select"/>
Supervision:	<small>If your Ag Science Teacher visited/supervised your project for this journal entry, please choose the Teacher. The "description" above should include your teacher's assessment, comments, and recommendations for your project.</small> <input type="text" value="(None/Unsupervised)"/>

